



8000 Series

NEW

The new 8000 Series will make a great first impression, combining linear design with the best security that a building can have. The 8000 Series is tailored to suit apartments, office buildings and high quality residential homes.

Square Rose - 8000 Series

- Constructed from quality components, with forged brass levers and diecast rose
- Finishes include CP and SCP
- Conforms to lever D3 (Durability) & level S2 (Physical Security) of the Australian Lock Standards (#AS4145.2 - 1993)
- 10 Year Warranty
- Compatible with Legge Pacific 990MF and 990MFE Mortice Locks
- Door thickness: Latch Furniture and Privacy Set 32mm to 50mm, Passage Set 32mm to 42mm
- Backset: Passage & Privacy functions 60mm
- Bolt - through concealed fixing
- Furniture accepts 7.6mm spindle



Alpha



Angelo



Bergen



Diablo



Leonardo



Neptune



Salvador

Options:

- Lock/Latch Furniture - Pair
- Half Set
- Half Set Fixed
- Blank Rose
- Passage Set 60mm - Pair
- Privacy Set 60mm - Pair

8000 Series

Square Rose Escutcheons



8007
Turn



8008
Cylinder



8009
Emergency Turn



8010
Large Turn



8012
Euro Profile Cylinder



8013
Indicating Turn



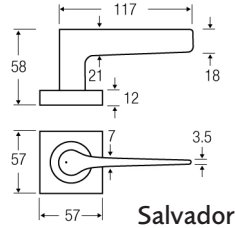
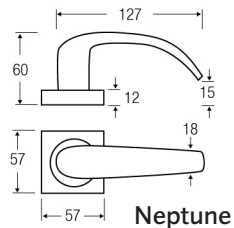
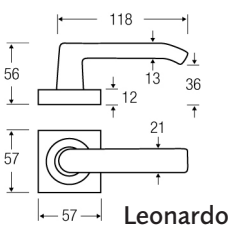
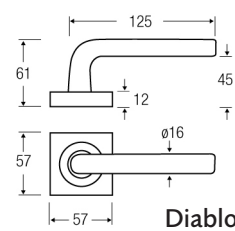
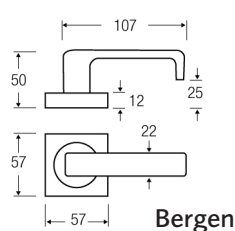
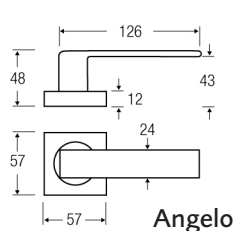
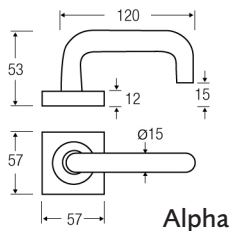
8014
Indicating
Emergency Release



8015
Indicating
Large Turn

8000 Series

Furniture Dimensions



Ingersoll-Rand Architectural Hardware (Australia) Pty Ltd

Customer Service Free Phone 1800 098 094

Customer Service Free Fax 1800 098 095

info@ingersollrand.com.au www.ingersollrand.com.au

Ingersoll-Rand Architectural Hardware Ltd

Phone 64 9 829 0550 **Fax** 64 9 829 0552

info@ingersollrand.co.nz www.ingersollrand.co.nz

